

## **Carbonation: An Efficient and Economical Process for CO<sub>2</sub> Sequestration**

**Tarun R Naik<sup>1</sup> and Rakesh Kumar<sup>2</sup>**

<sup>1</sup>*Research Professor and Academic Program Director, UWM Center for By-Products Utilization, University of Wisconsin- Milwaukee, Milwaukee, WI, USA. E-mail: <[tarun@uwm.edu](mailto:tarun@uwm.edu)>.*

<sup>2</sup>*Scientist, CRRI, New Delhi-India, currently Post-Doctoral Fellow, UWM Center for By-Products Utilization, University of Wisconsin- Milwaukee, Milwaukee, WI, USA. E-mail: <[rakesh\\_crri@hotmail.com](mailto:rakesh_crri@hotmail.com)>.*

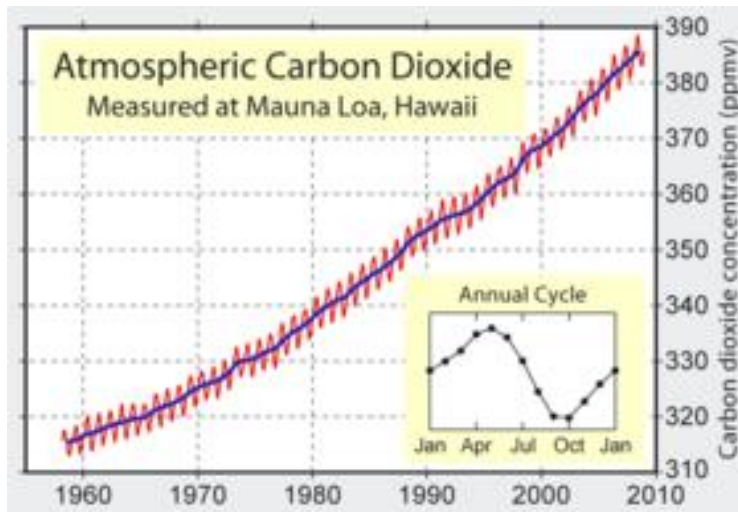
### **ABSTRACT**

Naturally occurring carbonation of cement-based materials is a slow phenomenon. Many factors control the rate of carbonation process in cement-based products. A comprehensive knowledge of the major factors controlling the rate of carbonation, and their effects on the properties of the materials subjected to it, is necessary for using this technology for CO<sub>2</sub> sequestration. Most of the studies related to the carbonation are limited to its effects on corrosion of reinforced steel, cover depth design, and service life prediction of reinforced concrete structures. The possibility of using carbonation process as a direct means for carbon dioxide sequestration is yet to be realized. This paper discusses the application of carbonation technique in cement-based products for CO<sub>2</sub> sequestration for reducing its concentration in the Earth's atmosphere. This technology would help cement, concrete, precast products, and other similar industries to reduce the contribution of CO<sub>2</sub> emission generated by them.

### **INTRODUCTION**

It is now generally accepted that the global warming is caused by an increase in the concentration of greenhouse gases (GHGs) in the Earth's atmosphere from human activities. Carbon dioxide gas is the principal greenhouse gas. It exists in gaseous form in the Earth's atmosphere at a standard temperature and pressure. The major human activities which contribute to the emission of the CO<sub>2</sub> gas in the Earth's atmosphere include combustion of fossil fuels and deforestation. A natural emitter of large amount of CO<sub>2</sub> gas is volcanoes, hot springs, and geysers. However, the emissions of carbon dioxide gas by human activities are about 130 times greater than the quantity emitted by volcanoes; and, it is about 27 billion tonnes/year [USGS 2009]. The increasing concentration of carbon dioxide gas in the Earth's atmosphere has raised concerns about global warming, climate change, and their subsequent effects on its inhabitants. The global average atmospheric carbon dioxide concentration has risen from 280 ppm at the beginning of industrial revolution (about 150 years ago) to 380+ ppm today (2008). The annual growth rate of global average CO<sub>2</sub> concentration in the Earth's atmosphere since the beginning of continuous monitoring in 1959 is given in Figure

1. The maximum growth rate of atmospheric carbon dioxide was 1.9 ppm/year during 2000 – 2006 [Canadell et al., 2007]. Carbon dioxide is a toxic gas. Its effects on human body increase with an increase in its concentration. Some of these effects as reported by Davidson



**Fig. 1. CO<sub>2</sub> Concentrations Measured at Mauna Loa Observatory**

[2003] are:

- 1% increase can cause drowsiness with prolonged exposure;
- 2% increase is mildly narcotic and causes increased blood pressure and pulse rate; and,
- At about 5% increase it causes stimulation of the respiratory centre, dizziness, confusion and difficulty in breathing

Therefore, scientists, engineers, researchers, environmentalist, geologists, and others, along with carbon dioxide contributing industries, are making tireless effort to develop efficient and viable technologies in their respective areas that could help in reducing carbon dioxide concentration in the atmosphere. From an environmental prospective, concrete construction industry is a very large consumer of natural resources such as stone, sand, and drinking water; and, at the same time, it is also one of the biggest generators of large amount of waste. Each of the primary ingredients of concrete i.e. cement, aggregate, and water has some adverse environmental impacts [Mehta, 2001 and 2002]. The production of cement, the main ingredient of concrete, is a highly energy intensive process and releases green-house gases (GHGs). Cement industry contributes approximately 6% of total anthropogenic CO<sub>2</sub> emission [Hendriks et al., 2004, Naik 2008]. Since global warming has emerged as the most serious issue of the recent time, and at the same time sustainability is becoming an important economical and political issue, there is an urgent need that the carbon dioxide contributing industries must develop technologies that could help in reducing carbon dioxide concentration in the atmosphere. The major environmental issue associated with the concrete construction industry is the CO<sub>2</sub> emissions from the production of portland cement.

## **CARBON DIOXIDE EMISSION**

From 1850 to 2006 about  $330 \times 10^9$  metric tons of  $\text{CO}_2$  gas has been accumulated in the Earth's atmosphere from burning of fossil fuel and emission from cement industry [Canadell et al. 2007]. Fossil fuel and cement emissions increased from 7.0 PgC/y (1PgC = 1 petagram =  $10^9$  metric tons of C) in 2000 to 8.4 PgC/y in 2006, which is 35% above the emissions in 1990. The average growth rate of fossil fuel and cement emissions increased from 1.3% per year for 1990-1999 to 3.3% per year for 2000-2006. The annual atmospheric  $\text{CO}_2$  concentrations measured at Mauna Loa Observatory and presented in the form of is presented in Figure 1 [NOAA, 2009].

Naik [2008] recommended increasing use of blends of portland cement. Such blended cements containing by-products materials such as fly ash and ground granulated blast furnace slag, are used in increasing quantities to replace the portland cement in concrete. However, the potential to reduce  $\text{CO}_2$  emission by using blended cement varies from country to country depending on the availability of blending materials on the basis of coal combustion, pig iron production, and production of cement. Worrell [1995] estimated the potential for carbon emission reduction in 24 countries in the OECD, Eastern Europe, and Latin-America and reported a potential for  $\text{CO}_2$  emission reduction between 0% and 29%. He further reported an average emission reduction of 22% for all countries accounted in his study. It was negligible for those countries already producing large share of blended cement or countries without iron production or coal fired thermal power plants. A large potential for blended cement is in countries without much production of blended cement (such as in the USA) and having coal fired thermal power plants and iron industries. Hendriks [2004] estimated that the global potential for  $\text{CO}_2$  reduction through blended cement is at least 5% of total carbon dioxide emissions from cement making, but it may be up to 20%. Therefore, innovators and researchers working in the fields related to cement-based materials are exploring possibilities to develop economical, practical, and environmentally benign technologies for  $\text{CO}_2$  sequestration in cement-based materials for reduction of carbon dioxide gas concentration already present in the Earth's atmosphere.

## **CARBONATION OF CEMENT-BASED MATERIALS**

In concrete technology term, carbonation may be defined as a chemical process in which the pH of concrete is reduced from around 12.5 to below 9 through the absorption of carbon dioxide gas. Carbon dioxide mineralization in the hydrates of cement in cement-based material occurs either in natural way of carbonation or by some specific engineered way. Several factors such as water-to-cementitious materials ratio, portland cement and other cementitious materials type, quality of concrete, time, environmental conditions including relative humidity, level of  $\text{CO}_2$  concentration, etc., affect rates of carbonation of cement-based materials. It is necessary to be aware of the factors that affect the rate of the process of carbonation and, therefore,  $\text{CO}_2$  sequestration. Cement-based materials are inherently pervious; therefore, various substances (i.e., gases and liquids) penetrate the material through interconnected capillary pores originating from their surface. Carbonation of cement hydration products is a slow occurring natural phenomenon in the Earth's atmosphere. It is due to the interaction between atmospheric carbon dioxide gas and the alkaline environment of the cementitious materials matrix. Hydrated portland cement carbonates to form stable products, see Table 1. Natural carbonation is a slow process due to low  $\text{CO}_2$  concentration in the air. Commonly used concrete in the construction of buildings carbonates due to the exposure to natural environment of the ambient air, at a rate of about one mm/year [Vasburt et al. 1997]. On the other hand, the presence of a higher concentration of carbon dioxide gas surroundings the cement-based materials such as concrete and other types of concrete products, cement plaster, controlled low strength material (CLSM), and other similar

construction materials causes accelerated carbonation at a much higher rate. Since the carbonation rate of cement-based materials exposed to the natural atmosphere is very slow, the carbonation testing and evaluation is usually performed by adopting accelerated processes in an environment of relatively higher carbon dioxide concentration [Fattuhi, 1986; Castellote

**Table 1. Carbonation Products of Portland Cement Hydrates [Jana and Erlin, 2007]**

Cement hydration products	Carbonation products
Calcium hydroxide	Calcite and water
Calcium silicate hydrate	Calcite, silica gel, and water
Calcium aluminate hydrate	Calcite, alumina gel, and water
Hydrated ferrite phases	Calcite, ferric oxide, alumina gel, and water
Ettringite and calcium monosulfoaluminate	Gypsum, alumina gel, and water

et al. 2008a; Sanjuan, et al., 2003; Castellote and Andrade, 2008; Chun et al., 2007]. Therefore, accelerated carbonation process is an important tool to compare carbonation rates of different types of cementitious materials including concretes.

## ACCELERATED CARBONATION OF CEMENT-BASED MATERIALS

Accelerated carbonation is a method to speed up the rate of carbonation reaction in cement-based materials. Various techniques for accelerated carbonation of cement-based materials are in practice among which the use of higher concentrations of CO<sub>2</sub> in surrounding of cement-based materials is very common. The most widely adopted engineered way for the mineralization of carbon dioxide in cementitious materials is their early age carbonation curing. The early age carbonation curing converts cement hydrates to stable calcium carbonate and silica gel. This provides a means to carbon dioxide sequestration in cement-based materials. This method involves use of bottled-CO<sub>2</sub> gas as a resource material. Several studies [Castellote et al. 2008a; Sanjuan, et al., 2003; Chun et al., 2007; Castellote et al. 2008b; Al-Kadhimi, 1996; Monkman et al. 2006; Shao et al. 2006] showed use of CO<sub>2</sub> concentrations, ranging from 0.15% to 100% for this method of accelerated carbonation. Sanjuan et al. [2003] conducted a comprehensive comparative study to evaluate the depth of carbonation in concretes exposed to natural and accelerated environments of carbonation. They created and used an artificial environment up to 100% CO<sub>2</sub> and noticed as much as 40 times greater carbonation rate for the accelerated process than the natural carbonation. The natural test consisted of exposure of the test specimens in the laboratory environment of 50 ± 5% RH and 22 ± 2 °C, while the specimens subjected to accelerated environment had 60% RH and 100% CO<sub>2</sub>. They further reported a five-fold increase in carbonation depth in the accelerated environment of 5% CO<sub>2</sub> concentration in comparison with an environment of 0.03% CO<sub>2</sub> concentration (found in typical ambient air). This indicated a profound effect of CO<sub>2</sub> concentration on the carbonation depth of concrete. They also observed a significant difference in the microstructure of the concrete carbonated at a higher CO<sub>2</sub> concentration verses naturally carbonated concrete. They concluded that CO<sub>2</sub> concentration up to 5% has significantly less effect on the microstructure compared to a higher CO<sub>2</sub> concentration. Castellote et al. [2008] studied chemical changes and phase analysis of ordinary portland cement (OPC) pastes carbonated at different CO<sub>2</sub> concentration (0.03% corresponding to natural, and 3, 10, and 100% for accelerated conditions) and found very similar microstructure for pastes carbonated in an environment up to 3% CO<sub>2</sub> concentration and naturally carbonated (i.e., 0.03% CO<sub>2</sub>) pastes. However, they observed a significantly

different microstructure for paste carbonated in higher CO<sub>2</sub> concentration (between 10 and 100%) than that of microstructure obtained by the natural carbonation process.

Chun et al. [2007] investigated the effect of different curing environments on carbon dioxide sequestration in concrete containing ASTM C 618 Class C fly ash. In the study they used Class C fly ash at 0%, 18%, and 35% of total cementitious materials and three different curing environments (moist-curing (100% RH) and 0.15% of CO<sub>2</sub>, drying room with 50% RH and 0.15% of CO<sub>2</sub>, and a CO<sub>2</sub>-chamber with 50% RH and 5% of CO<sub>2</sub> concentration) to investigate the carbon dioxide sequestration potential and subsequent effects on mechanical properties of concrete. Their study showed highest rate of carbonation in carbon dioxide chamber where the concentration of CO<sub>2</sub> was 5%. Furthermore, they observed mechanical properties of the concrete specimens kept in the carbon dioxide chamber to be similar to that for specimens cured in the moist-curing room. Al-Kadhimi et al. [1996] reported a rapid method for carbonation of concrete specimens. This method involved exposing concrete specimens up to 150 mm diameter, or 100 x 100 mm cross section, which had been dried to an internal relative humidity of 60% or less, prior being exposed to the atmosphere of carbon dioxide gas at 100% CO<sub>2</sub>, at 1500 kPa (1.5 MPa) pressure. They claimed that such specimens could be fully carbonated in two weeks by adopting this method of accelerated curing. In their experiments, they used concrete mixture with cement content 300 kg/m<sup>3</sup> and a water-to-cement ratio of 0.63. A higher water-to-cement ratio was preferred to facilitate the diffusion of carbon dioxide when the specimens were exposed to 100% carbon dioxide environment. Numerous studies [Al-Kadhimi, 1996; Monkman, 2006; Shao et al 2006; Shao, and Monkman, 2006; De Schutter and Audenaert, 2004; Shi and Wu, 2008; Sims, 1994] have pointed out several advantages of the early age carbonation curing for concrete and other cement-based materials. Earlier age carbonation accelerates strength gain, leading to shortening of the time required for the production precast elements. Consequently it results in enhanced productivity for pre-cast concrete products. Durability of plain concrete is not impaired by carbonation; rather it is improved [Khunthongkeaw, et al. 2006].

Khunthongkeaw et al. [2006] performed a comparative study on carbonation of concrete with and without fly ash. They used two types of fly ashes with different CaO contents and compared the results with concrete made with cement only. They found that carbonation depth of concrete increases with the increase in the fly ash content. This finding was similar to the trend observed by other researchers [Ho and Lewis 1987; Papadakis et al 1992; Sulapha et al 2003; Shah 2005; Ramme 2008; Naik et al 2009]. Khunthongkeaw et al. [2006] further observed two to three times increase in the carbonation coefficient in concrete with fly ash content of 50% compared to that of concrete without fly ash. According to Khunthongkeaw et al. [2006] “this increase in carbonation coefficient is possibly because when a large amount of fly ash is used, the effect of reduction of CH (Ca(OH)<sub>2</sub>), by pozzolanic reaction of fly ash and by reduced cement content, dominates over the pore refinement. At the same water-to-binder ratio, fly ash delays the hydration and increases the porosity of concrete (at an early age).” They also observed higher carbonation depth for concrete incorporating low-lime fly ash (CaO = 8% or less) than high lime content (CaO = 15% or higher) at a similar fly ash content. The lower porosity of high-lime content concrete, as well as contribution of some amount of CH from this type of fly ash, were believed to be responsible for slowing down the further ingress of the carbonation front. They further reported that at an equal compressive strength at the 28-day age, the carbonation depth increases with the increase in the amount of fly ash. Jiang et al. [2000] also reported that at a given binder content, high-volume fly ash concrete showed a higher carbonation depth than ordinary portland cement concrete.

It is well known that carbonation of plain concrete is not harmful but it may be detrimental for reinforcing steel in concrete. Carbon dioxide decreases the pH of concrete. This decrease in pH destroys the passive coating that protects reinforcing steel from corrosion. Therefore, it increases the susceptibility of corrosion of the reinforcing steel in reinforced cement concrete construction. Concrete made for CO<sub>2</sub> sequestration requires special type of reinforcing steel or coating that could protect or reduce the chances of corrosion due to carbonation reaction before being used in reinforced structures. Study is being reported for development of such coating [Weiss et al, 2009].

## **CARBON DIOXIDE SEQUESTRATION IN CEMENT-BASED MATERIALS**

In the past, most of the accelerated carbonation studies had been conducted to evaluate the effects of the aggressive environments on the corrosion of steel reinforcement in concrete and cover depth design. The possibilities for positive effects of carbonation in cement-based materials are the least documented studies. Some of such studies have been published based upon newer research activities [Shah 2005; Ramme, 2007; Chun et al 2007, Naik et al, 2009]. Some researchers such as Shao et al.[2006] used accelerated carbonation curing for the sequestration of CO<sub>2</sub> in cement-based products and claimed a consumption of carbon dioxide up to 9 to 16% by mass of cement in just two hours through their accelerated method. Accelerated carbonation in carbon dioxide rich environment makes CO<sub>2</sub> a resource material. Many companies claimed to have developed constructive use for carbon dioxide sequestration in cement-based materials. Carbon Sense Solutions [Inhabitat, 2008] of Canada has claimed to have developed a faster way to store more carbon dioxide in concrete through CO<sub>2</sub> by an accelerated curing of precast concrete elements. This procedure of the accelerated carbonation speeds up the rate of carbonation and gives an opportunity to utilize cement-based materials to mineralize carbon dioxide gas in to a stable calcium carbonate form. However, for such accelerated carbonation curing, special requirements such as a leak-proof carbonation chamber, pure carbon dioxide gas, monitoring devices for carbon dioxide concentration, etc. are required. Recently a practical and easy way of carbon dioxide sequestration in cement-based materials has been suggested by Naik et al. [2009]. Naik et al. [2009] conducted a research project for EPRI (Electric Power Research Institute) on carbon dioxide sequestration in cementitious products such as concrete and CLSM. ASTM C 618 Class C fly ash was used to replace cement in both the concrete and CLSM. Concrete mixtures were prepared with 0%, 30%, 40%, and 50% cement replaced with fly ash. The test specimens of concrete and CLSM were exposed to an environment favorable to carbonation reaction in cementitious materials (a relative humidity of  $65 \pm 25\%$  and temperature of  $20 \pm 2$  °C) until the time of testing. Most of the time, the relative humidity around the specimens was 55 to 65 %. The concrete and CLSM specimens were tested for the compressive strength and carbonation depth at different test ages (7, 28, 56, and 91 days). Typical depth of carbonations of CLSM specimens at 28, 56, and 91 days are shown in Figures 2 through 5. Figure 6 and Figure 7 show typical depths of carbonation in concrete specimens. Carbonation depth measured at different test ages for the concrete specimens are presented in Figure 8. Based on the maximum carbonation depth obtained for concrete and CLSM mixture at 91 days, Naik et al. [2009] estimated CO<sub>2</sub> sequestered per ton of cement used, Table 2. They reported that the maximum sequestration of CO<sub>2</sub> is possible in CLSM (Mixture CLSM S-1) followed by concrete with 50% cement replaced with ASTM Class C fly ash (Mixture 50). The results indicated the maximum potential for carbon credits earned per ton of cement used in CLSM followed by concrete containing 50% cement replaced with fly ash.

This confirms the possibility to sequester carbon dioxide gas in simple and practical way. The following other major conclusions were reported by them;


- ASTM Class C fly ash is very effective in sequestration of carbon dioxide in cementitious materials such as concrete and controlled low strength materials (CLSM).



**Fig. 2. 28-Day Carbonation Depth of CLSM**



**Fig. 3. 56-Day Carbonation Depth of CLSM**



**Fig. 4 . Another View of 56-Day Carbonation Depth of the CLSM**



**Fig. 5. 91-Day Carbonation Depth of CLSM**

- The depth of carbonation increases with an increase in ASTM Class C fly ash content in concrete.
- Rate of carbonation of concrete can be increased up to three times in comparison to the concrete without fly ash, by replacing 50% cement with ASTM Class C fly ash. Therefore, such concrete has immense potential to sequester CO<sub>2</sub>.



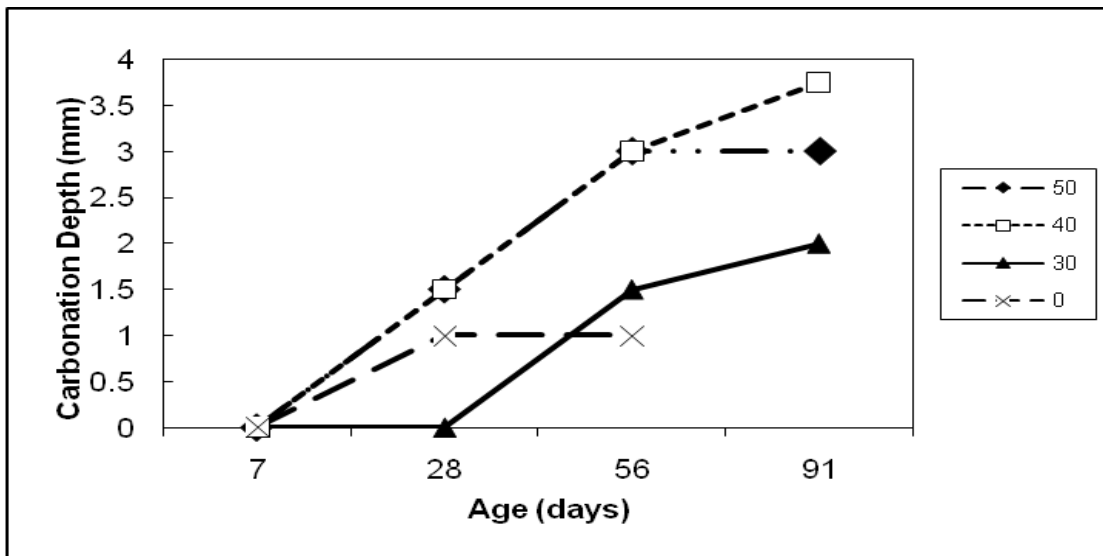
- A higher percentage replacement of cement by ASTM Class C fly ash causes concrete to carbonate at an earlier age (i.e. 28-day).
- CO<sub>2</sub> sequestration in concrete containing high amount of fly ash, i.e., 40% and 50% by mass of cement, is possible at much higher rate in comparison with portland cement concrete only.
- CLSM carbonates at a faster rate by about three to five times in comparison to concrete.



**Fig. 6. Concrete Test Cylinder Showing Depth of Carbonation**



**Fig. 7. Another View Showing Carbonation Depth in a Concrete**



**Fig. 8. Carbonation Depth of Concrete At Different Test Ages**



**Table 2. Carbon Dioxide Sequestered Per Ton of Cement Used**

Mixture	Carbonation depth (mm)	Volume of cylinder carbonated (%)	CO <sub>2</sub> absorbed by cement used in the mixture (lbs)	CO <sub>2</sub> sequestered per ton of cement (lbs)
40	3.0	12	4.9	40
50	3.75	14	7.4	49
CLSM S-1	35	91	7.7	310

Note: 1 ton = 0.907 metric ton, 1 metric ton = 2 204.6 lbs

## **SUMMARY AND CONCLUSIONS**

Increasing CO<sub>2</sub> concentration in the Earth's atmosphere has raised concerns about global warming, climate change, and effects on human health. Therefore, there is an urgent need for carbon dioxide contributing industries to develop technologies that could help in reducing CO<sub>2</sub> concentration in the atmosphere. Cement industries and coal-fired power plants are among major contributors of carbon dioxide in the Earth atmosphere. It is apparent from the information presented in this paper that the technology of the accelerated carbon dioxide curing gives higher rate of carbonation, consequently a quicker means for carbon dioxide sequestration in cement-based materials. Favorable conditions for rapid carbonation, even without a significantly higher concentration of carbon dioxide, allow concrete with fly ash or CLSM to sequester a significant amount of carbon dioxide through mineralization. This method of direct sequestration of carbon dioxide in cement-based materials, even during the production stage of such materials appears to be an efficient, economical, and viable. Furthermore, this technology of carbon dioxide sequestration would help cement, coal-burning power plants, concrete, precast products, and other similar industries to reduce carbon dioxide emission coming from them to a large extent. Rapid carbonation is a developing technology that has several benefits including permanent sequestration of carbon dioxide. Some of the possible opportunities from the use of the rapid carbonation technology in manufacturing of the cement-based products are.

- Safe and easy method for permanent carbon dioxide sequestration by mineralization;
- Sustainable by-products management, including ash utilization;
- Increasing productivity of pre-cast industry;
- Saving in curing water; and,
- Earning of carbon credit.

## **ACKNOWLEDGEMENTS**

The UWM Center for By-Products Utilization was established in 1988 with a generous grant from the Dairyland Power Cooperative, La Crosse, Wisc.; Madison Gas and Electric Company, Madison, Wisc.; National Minerals Corporation, St. Paul, Minn.; Northern States Power Company, Eau Claire, Wisc.; We Energies, Milwaukee, Wisc.; Wisconsin Power and Light Company, Madison, Wisc.; and, Wisconsin Public Service Corporation, Green Bay, Wisc. Their financial support and additional grant and support from Manitowoc Public Utilities, Manitowoc, Wisc., are gratefully acknowledged.

## REFERENCES

- Al-Kadhimi, T. K. H., Banfill, P. F. G., Millard, S. G., and Bungey, J. H. (1996) "Accelerated Carbonation Procedure for Studies on Concrete." *Advances in Cement Research*, 8(30),47-59.
- Canadell, J. G., Quéré, C. L., Raupach, M. R., Field, C. B., Buitenhuis, E. T., Ciais, P., Conway, T. J., Gillett, N. P., Houghton, R. A., and Marland, G. (2007). "Contributions to accelerating atmospheric CO<sub>2</sub> growth from economic activity, carbon intensity, and efficiency of natural sinks." Online journal PNAS, 104(47), [www.pnas.org/cgi/doi/10.1073/pnas.0702737104](http://www.pnas.org/cgi/doi/10.1073/pnas.0702737104)> (July 13, 2009).
- Castellote, M., and Andrade, C. (2008). "Modeling the Carbonation of Cementitious Matrixes by Means of the Unreacted-Core Model, UR-Core." *Cement and Concrete Research*, 38(12), 1374-1384.
- Castellote, M., Andrade, C., Turrillas, X., Campo, J., and Cuello, G. J. (2008a). "Accelerated Carbonation of Cement Pastes in situ Monitored by Neutron Diffraction." *Cement and Concrete Research*, 38(12), 1365-1373.
- Castellote, M., Fernandez, L., Andrade, C., and Alonso, C. (2008b) "Chemical Changes and Phase Analysis of OPC Paste Carbonated at Different CO<sub>2</sub> Concentration." for *Publication in Materials and Structures online*, <http://www.springerlink.com/content/o48766026223445r/?p=029370500ba945bfb0b82a4a9>>(Jan. 7, 2009).
- Chun, Y-m., Naik, T. R., and Kraus, R. N. (2007). "Carbon dioxide sequestration in concrete in different curing environments." *Proceedings of the Coventry University International Conference on Sustainable Construction Materials and Technologies*, Coventry, UK, June 2007, 18-24.
- Davidson, C. (2003). "Marine notice. carbon dioxide health hazard." Australian Maritime Safety Authority. [www.inspect-ny.com/hazart/co2\\_gashaz.htm](http://www.inspect-ny.com/hazart/co2_gashaz.htm)> (July 14, 2009).
- De Schutter, G. and Audenaert, K. (2004). "Evaluation of Water Absorption of Concrete as A Measure for Resistance against Carbonation and Chloride Migration." *Materials and Structures*, 37(9), 591-596.
- Fattuhi, N. I. (1986). "Carbonation of Concrete as Affected by Mix Constituents and Initial Water Curing Period." *Materials and Structures*, 19(2), 131-136.
- Hendriks, C. A., Worrell, E., Jager, D de, Blok, K., and Riemer, P. (2004). "Emission reduction of greenhouse gases from the cement industry." <http://www.ieagreen.org.uk/prghgt42.htm>> (Aug. 23, 2004).
- Ho D. W. S., and Lewis R. K (1987). "Carbonation of Concrete and Its prediction" *Cement and Concrete Research*, 17(3),489-504.
- Inhabitat >> New Precast Concrete Sucks CO<sub>2</sub> out of the Air, <http://www.inhabitat.com/2008/07/30/new-co2-sucking-precast-concrete/>>(Dec.12, 2008).
- Jana, D., and Erlin, B. (2007). "Carbonation as an indicator of crack age." *ACI Concrete International*, 29(5) 61-64.
- Jiang, L., Lin, B., and Cai, Y. (2000) "A Model to Predicting Carbonation of High-Volume Fly Ash Concrete," *Cement and Concrete Research*, 30(5), 699-702.
- Khunthongkeaw, J., Tangtermsirikul, S., and Leelawat, T. (2006). "A Study on Carbonation Depth Prediction for Fly Ash Concrete," *Construction and Building Materials*, 20(9), 744-753.
- Mehta, P. K. (2001). "Reducing the environmental impact of concrete." *Concrete International*, 23(10), 61-66.

- Mehta, P. K. (2002). "Greening of the concrete industry for sustainable development." *Concrete International*, 24(7), 23-28.
- Monkman, S., Logan, C., and Shao, Y. (2006). "Beneficial use of Carbonation of Concrete." *ACI SP-235*, 1(1), 147-162.
- Naik, T. R. (2008). "Sustainability of concrete construction." *Practice Periodical on structural Design and Construction*, 13(2), 98-103.
- Naik, T. R., Kumar, Rakesh., and Kraus R. N. (2009). Report on " Carbon dioxide sequestration in cementitious products." Report No. CBU-2009-12, July 2009, pp 122.
- [National Oceanographic and Atmospheric Administration](http://www.esrl.noaa.gov/gmd/ccgg/trends), NOAA (2009). " Trends in atmospheric carbon dioxide – Mauna Loa." <http://www.esrl.noaa.gov/gmd/ccgg/trends>>(July. 22, 2009).
- Papadakis, V.G., Fardis, M.N., and Vayenas. (1992) "Hydration and Carbonation of Pozzolanic Cements." *ACI Materials Journal*, 89(2),119-129.
- Ramme, B. W., "An Investigation of CO<sub>2</sub> Sequestration through Mineralization" *Ph. D. Thesis, University of Wisconsin-Milwaukee*, May 2008.
- Sanjuan, M. A., Andrade, C., and Cheyreyzy, M. (2003). "Concrete Carbonation Tests in Natural and Accelerated Conditions." *Advances in Cement Research*, 15(4), 171-180.
- Shah, T. C., "CO<sub>2</sub> Sequestration in Concrete," *Master of Science in Engineering Thesis, University of Wisconsin-Milwaukee*, May 2005.
- Shao, Y., Mirza, M. S., and Wu, X. (2006). "CO<sub>2</sub> Sequestration Using Calcium-Silicate Concrete." *Canadian Journal of Civil Engineering*, 33(6),776-784.
- Shao, Y., and Monkman, S. (2006). "Carbonated Cementitious Materials and Their Role in CO<sub>2</sub> Sequestration" in M. S. Konsta-Gdoutos, (ed). *Measuring, Monitoring and Modeling Concrete Properties*, 353-359, Springer, Netherlands.
- Shi, C., and Wu, Y. (2008). "Studies on Some Factors Affecting CO<sub>2</sub> Curing of Lightweight Concrete Products." *Resources, Conservation and Recycling*, 52(8-9),1087-1092.
- Sims, I., "The Assessment of Concrete for Carbonation." November-December 1994 *Concrete (London)*, 28(6),33-38.
- Sulapha, P., Wong, S. F., Wee, T. H., and Swaddiwudhipipong, S. (2003) "Carbonation of Concrete Containing Mineral Admixtures." *ASCE Journal of Materials in Civil Engineering*, 15(2),134-143.
- USGS (2009). "Volcanic gases and their effects." <http://volcanoes.usgs.gov/Hazards/What/VolGas/volgas.html>> (May 26, 2009).
- Vasburd, A. M., Sabnis, G. M., and Emmons, P. H. (1997). "Concrete Carbonation - A Fresh Look." *The Indian Concrete Journal*, 67(5), 215-220.
- Weiss, C. A., Malone, P. G., and Koenigstein, M. L. (2009). "Vitreous-ceramic bonding enamel - the key to strengthening reinforced concrete by carbon dioxide sequestration." To be published in the *Proceedings of the Second International Conference on Sustainable Construction Materials and Technologies, Ancona, Italy, June 2010*.
- Worrell, E., Smit, R., Phylipsen, D., Blok, K., Vleuten, F.V., and Jansen, J. (1995). "International comparison of energy efficiency improvement in the cement industry." *Proceedings ACEEE, Summer Study on Energy Efficiency in Industry (Vol. II)*.